



# Leverage Your ERP to Maximize Treasury Visibility Efficiency, and Control

April 29, 2008

**ORACLE®**



John Killen  
Global Solution Architect

# Manage Global Financial Exposure


Improve Visibility & Efficiency



- Cash Management
  - Position and control cash
  - Administer bank relationships
  - Manage liquidity
- Treasury Management
  - Improve decision making
  - Automate deal entry
  - Simplify deal administration
- Risk Management
  - Manage financial exposures

# Manage Bank Information

## Position and Control Cash



# Manage Bank Information

## Position and Concentrate Cash

- Manage your cash with user-defined worksheets that support cash pools and ZBA structures

Cash Position Results: Bank Account View [Return to Top](#)

[View Balance Gapping](#) [Initiate Bank Account Transfer](#) [Save Projected Balances](#) [Generate Cash Leveling Proposal](#)

[View in Discoverer Workbook](#) [Export](#)

Source Description	Master A/C (USD)	Deposit A/C (USD)	Disburse A/C (USD)	Payroll A/C (USD)
Opening Balance	165,248.00	24,829.00	1,248.00	2,210.00
Prior-Day Cash Flows	0.00	0.00	0.00	0.00
Treasury Inflows	<a href="#">21,843,318.22</a>	<a href="#">80,387.00</a>	0.00	<a href="#">16,000,000.00</a>
EFT Supplier Payments	0.00	0.00	0.00	0.00
Treasury Outflows	<a href="#">&lt;1,946,170.40&gt;</a>	0.00	0.00	<a href="#">&lt;15,926,560.00&gt;</a>
ACH Payroll Direct Deposit	0.00	0.00	0.00	0.00
Net Cash Flows	19,897,147.82	80,387.00	0.00	73,440.00
Intra-Day Activities	<a href="#">14,347,147.82</a>	0.00	0.00	0.00
Closing Balance	20,062,395.82	105,216.00	1,248.00	75,650.00
Minimum Target Balance	150,000.00	0.00	0.00	0.00
Maximum Target Balance	150,000.00	0.00	0.00	0.00
Surplus/(Deficit)	19,912,395.82	105,216.00	1,248.00	75,650.00

[View in Discoverer Workbook](#) [Export](#)



# Manage Bank Information


## Administer Bank Relationships

- Track central repository of bank information
  - Account details
  - Bank contacts
  - Signing authorities
  - Workflow routing and approval
- Perform bank statement accounting
  - Identifies recurring first notice items
  - Rule based accounting engine
  - Reduce reconciliation exceptions
- Validate bank fees with account analysis

# Forecast Global Cash Flows

## Manage Liquidity

- Improve accuracy and optimize investment / debt decisions
- Forecast global cash flows in any currency, across different organizations, for multiple time periods





# Forecast Global Cash Flows

## Manage Liquidity

- Predict future cash needs with integrated information

**ORACLE** E-Business Suite Home Logout Preferences Personalize Page Diagnostics

Forecasts | Forecast Templates

Forecasts >

**Forecast Results**

Forecast Name: April 2007 Global Forecast      Forecast Currency: USD  
 Template Name: Oracle Cash Forecast      Factor: Unit

Display:  [Printable Page](#)

**Forecast Results By Transaction Source**

TIP To exclude a row, uncheck the Include checkbox and click the Recalculate Summary Cashflows button. [Export](#)

[Add Row or Column](#)   [View in Discoverer Workbook](#)

Row Include Number	Description	01/ APR/2007 - 07/ APR/2007	08/ APR/2007 - 14/ APR/2007	15/ APR/2007 - 30/ APR/2007	01/ MAY/2007 - 27/ SEP/2007
<input checked="" type="checkbox"/> 10	Treasury Inflows	1,281,250.00	12,137,892.37	14,827,253.18	99,158,906.20
<input checked="" type="checkbox"/> 20	Treasury Outflows	-970,238.53	-1,134,139.81	-3,750,026.02	-26,958,524.16
<input checked="" type="checkbox"/> 30	Purchase Orders	-190,340.60	-142,752.15	-236,989.46	-323,134.67
<input checked="" type="checkbox"/> 40	Supplier Invoices	-2,015,668.25	-1,840,780.00	-758,299.23	-1,763,910.21
<input checked="" type="checkbox"/> 50	Sales Orders	251,490.00	490,387.00	2,630,878.20	47,403,254.00
<input checked="" type="checkbox"/> 60	Customer Invoices	2,630,215.10	2,148,005.00	2,004,829.34	9,347,894.00
<input checked="" type="checkbox"/> 70	Payroll Expenses	0.00	-9,380,250.00	-15,389,620.00	-98,354,758.00
<input checked="" type="checkbox"/> 80	Expense Reports	-382,372.00	-273,049.00	0.00	0.00
<input checked="" type="checkbox"/> 90	User-defined	0.00	0.00	0.00	-20,000,000.00

[Recalculate Summary Cashflows](#)

Summary Cashflows	01/ APR/2007 - 07/ APR/2007	08/ APR/2007 - 14/ APR/2007	15/ APR/2007 - 30/ APR/2007	01/ MAY/2007 - 27/ SEP/2007
Cash Inflow	4,162,955.10	14,776,284.37	19,462,960.72	135,910,054.20
Cash Outflow	-3,558,619.38	-12,770,970.96	-20,134,934.71	-127,400,327.04
Net Cashflow	604,335.72	2,005,313.41	-671,973.99	8,509,727.16

# Manage Deals in the Financial Markets

## Improve Decision Making and Automate Deal Entry

- Monitor currency and interest rate exposures
- Support comprehensive list of financial instruments
  - Foreign exchange
  - Debt and investment
  - Derivatives
- Consolidate funds with in-house banking and cash pools
- Leverage open interfaces for automatic deal entry and “straight through processing” best practice





# Manage Deals in the Financial Markets

## Simplify Deal Administration



- Enforce security and limit controls
  - Multiple levels of user access
  - Various investment or borrowing limits
- Generate confirmation letters and payment instructions
- Calculate accruals and revaluations
  - Straight-line and effective interest
  - Fair value market-to-market
- Post accounting entries
  - Flexible journal structure setup



# Financial Gateway

## Global Coverage of Industry Standards

- Banking **Formats** for Inbound and Outbound Messages
  - BAI2, MT940, MT942, BANSTA, FINSTA
  - EDIFACT – PAYMUL, SWIFT C2B, MT103, Support for Core XML Payment Kernel, NACHA - CCD, CCD+, EDI820
  - EDI 824/997, SWIFT – Level 1 and 2, SWIFT C2B Acknowledgment
- Direct **Communication** Capabilities
  - HTTP, HTTPS, FTP, FTPs, AS2
- Industry Standard **Encrypt/Decrypt** Technologies
  - SMIME, PGP, PKCS#7



# Make Smarter Decisions

## Manage Financial Exposures

- Leverage robust reporting options
  - Pre-delivered reports and queries
  - Flexible tools to add or modify analyses
  - Schedule or run as needed
  - Review individually or in personalized portal
- Calculate variety of risk measures
  - Latest mark-to-market fair value
  - Duration and modified duration
  - Sensitivities and “the greeks”
- Run against actual or simulated market data

# Make Smarter Decisions

## Manage Financial Exposures

- Easily create reports to review financial positions

**ORACLE** Oracle Risk Management Close Window Preferences Diagnostics

Analyses **Calculators** Setup

Position | Maturity | Gap

Analyses: Position >

**Bonds** Printable Page Update Rerun

Last Run: 22-Apr-2007 22:14:30

Bonds held

Filter: **Bonds** Currency Deal Currency

As of Date: **System Date** Units: 1

**Export**

Outstanding Amount	Currency	Maturity Date	Fair Value	Accrued Interest	Duration	Convexity	Position BPV	Yield to Maturity	Coupon Rate	Coupon Frequency
100,000.00	EUR	13-Oct-2010	100,723.44	143.44	3.211287	11.810108	<31.55>	5.065225	5.250000	2
2,000,000.00	EUR	13-Oct-2010	2,014,468.85	2,868.85	3.211287	11.810108	<630.92>	5.065225	5.250000	2
950,000.00	EUR	15-Apr-2009	956,406.80	896.80	1.937127	5.302672	<178.25>	3.938500	4.250000	1
2,000,000.00	EUR	13-Oct-2010	2,014,468.85	2,868.85	3.211287	11.810108	<630.92>	5.065225	5.250000	2
1,000,000.00	USD	05-Apr-2010	1,021,373.77	3,073.77	2.775267	8.928874	<275.78>	5.567512	6.250000	2
40,000,000.00	USD	05-Apr-2010	40,854,950.80	122,950.80	2.775267	8.928874	<11,031.26>	5.567512	6.250000	2
400,000.00	USD	05-Apr-2010	408,549.51	1,229.51	2.775267	8.928874	<110.31>	5.567512	6.250000	2

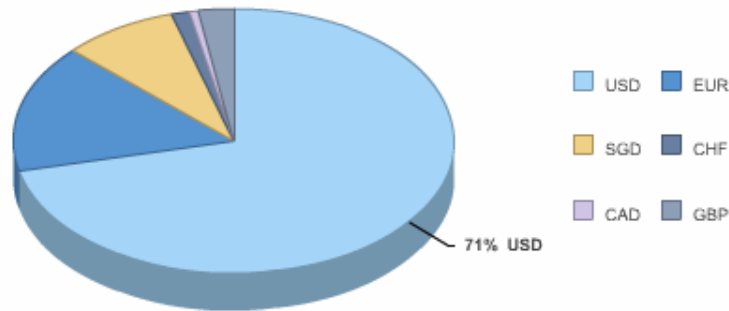
[Return to Position Analysis](#) Printable Page Update Rerun

Analyses Calculators Setup Close Window Preferences Diagnostics

### Cash Balances for Top Positions

Currency	Balance in USD	Allocation
CAD	16,374	0.7%
CHF	33,002	1.3%
EUR	384,456	15.6%
GBP	62,999	2.6%
SGD	207,889	8.5%
USD	1,754,035	71.3%
<b>Grand Total</b>	<b>2,458,754</b>	<b>100.0%</b>

Balance in USD

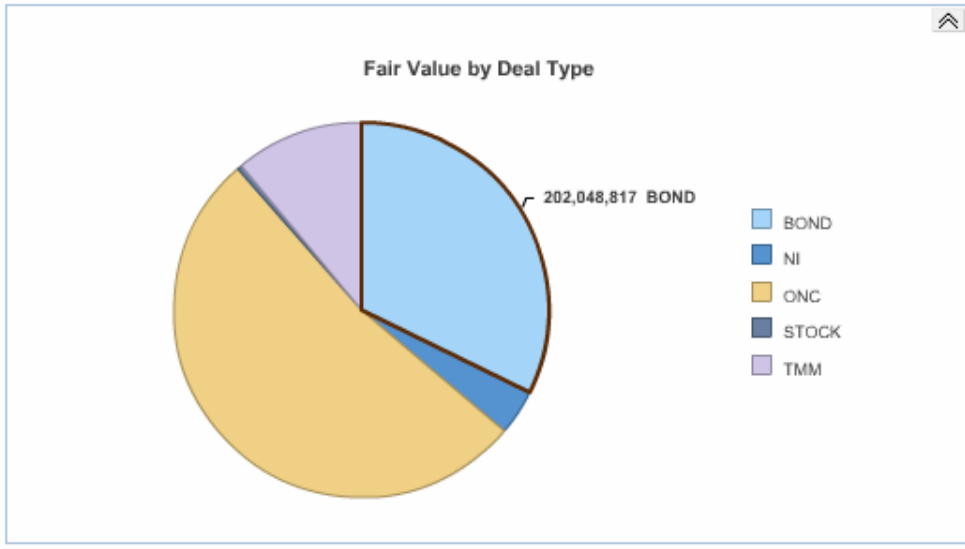
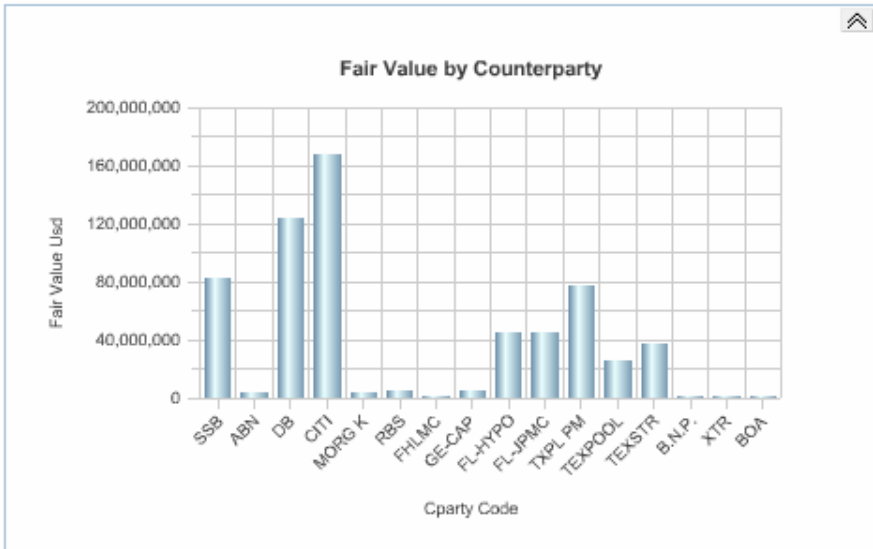


### Cash Balances By Bank

Bank Code	Currency	Account Number	Balance	Balance in USD
BARC	CHF	11720-17-37602	16,933	13,720
	EUR	11082-22-39387	9,951	13,211
		11082-22-42965	17,593	23,357
		11082-22-59839	10,348	13,738
		11500-28-624830	11,205	14,875
		11500-28-65789	9,965	13,229
<b>BARC Total</b>				<b>92,130</b>
BOA	USD	10271-17621-619	175,950	175,950
		10271-17621-789	167,540	167,540
<b>BOA Total</b>				<b>343,490</b>
CITI	CAD	45678-098	18,865	16,374
	CHF	555-11123456	23,798	19,282
	EUR	0401-123-9-12345	100,000	98,981
		0401-123-9-1500003	0	0
	GBP	47833-89	45,000	62,999
	JPY	0401-123-2-0001234	0	0
		0401-123-2-1500001	0	0
	SGD	1234556-0234	94,779	61,512
		220434-18-2539	11,274	7,317
		220489-12-1328	19,008	12,336
		220489-12-1809	10,589	6,872
		220489-12-3908	10,564	6,856
		220489-12-4989	174,107	112,996
	USD	0401-123-9-123456	1,000,000	1,000,000
		0401-123-9-1500002	500,000	500,000
		12345-89	15,000	15,000
		909082288-03	9,954	9,954
952-9846720-55		10,591	10,591	
ZAR		33.9484839.905	9,608	1,614

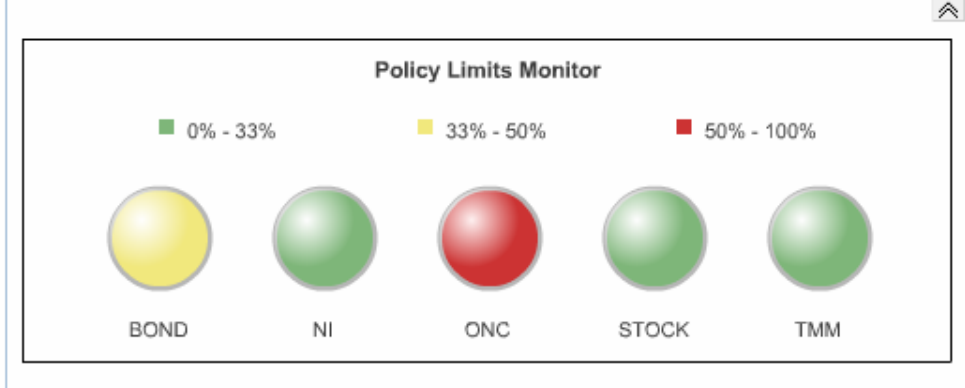
### Cash Payments Due / Authorized

Transaction Date	Currency	Transaction Number	Payment Amount	Authorised By	Settlement Paid
09 Dec 07	USD	000	44,000.00		



### Treasury Event Diary

Event Date	Cparty Code	Event	Amount Type	Deal Number	Amount
12-Nov-07	ABN	RATE RESET	RATE	13	4.75
		SETTLEMENT	INTSET	13	(3,231.12)
13-Nov-07	SSB	MATURITY	FACE VALUE	34661	4,500,000.00
				34663	5,500,000.00
				34665	4,500,000.00
		SETTLEMENT	BAL_FV	34661	(4,500,000.00)
				34663	(5,500,000.00)
				34665	(4,500,000.00)
14-Nov-07	CITI	SETTLEMENT	BUY	39671	15,379,000.00
				39673	15,366,000.00
			SELL	39675	15,379,000.00
				39671	(10,892,945.70)
				39673	(18,937,058.40)
			39675	(17,875,011.70)	



### Workflow Alert Messages

Date	Notification ID	Status	To User	Subject	User Comments
01-Nov-07	2545471	OPEN	Stock, Pat	FYI: Treasury Limit Breach	
01-Nov-07	2545470	OPEN	Stock, Pat	FYI: Treasury Limit Breach	
01-Nov-07	2545469	OPEN	Stock, Pat	FYI: Treasury Limit Breach	



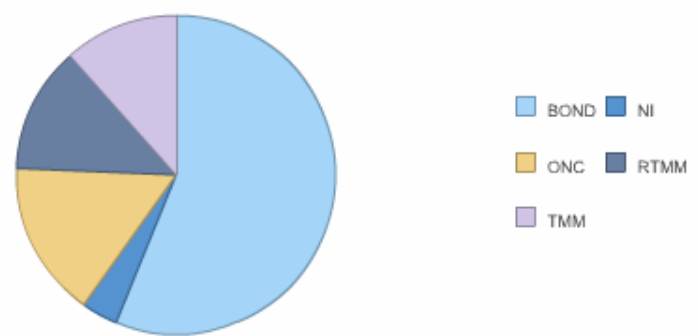
Debt Service

View Debt Service By: Pivot Table

YEAR	PRINCIPAL	INTEREST	Total
2007	246,207,492	(86,314,298)	159,893,194
2008	(1,537,776,840)	(89,114,918)	(1,626,891,758)
2009	(205,776,840)	(80,730,684)	(286,507,524)
2010	(539,500,000)	(64,292,637)	(603,792,637)
2011	(39,000,000)	(38,487,986)	(77,487,986)
2012	(311,000,000)	(39,451,780)	(350,451,780)
2013	(20,000,000)	(10,495,000)	(30,495,000)
2014	(100,000,000)	(2,280,000)	(102,280,000)
<b>Grand Total</b>	<b>(2,506,846,188)</b>	<b>(411,167,302)</b>	<b>(2,918,013,490)</b>

**Pending: -14,500K due w/ SSB on Nov 13 and -23,125K due w/ CITI on Nov 19**

Fair Value by Deal Type



Today's Interest Rates

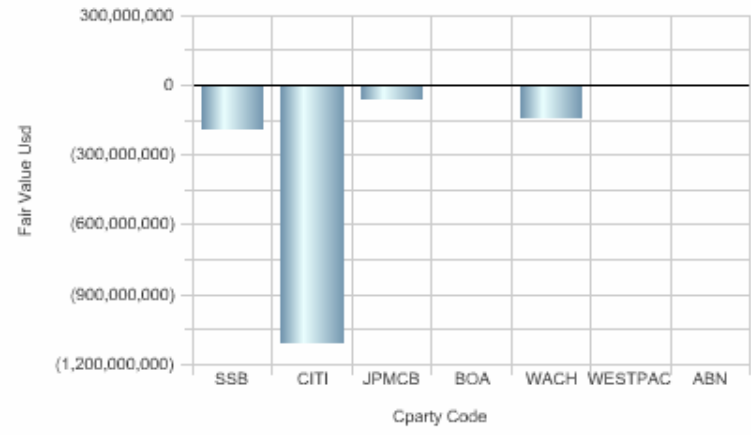
3 Months	Euro Overnight	GBP 1 Year	GBP 3 Months	GBP Overnight	JPY 1 Year
52	2.37	4.73	4.67	4.63	0.14

Workflow Alert Messages

Date	Notification ID	Status	To User	Subject	User Comments
01-Nov-07	2545471	OPEN	Stock, Pat	FYI: Treasury Limit Breach	
01-Nov-07	2545470	OPEN	Stock, Pat	FYI: Treasury Limit Breach	
01-Nov-07	2545469	OPEN	Stock, Pat	FYI: Treasury Limit Breach	
26-Oct-07	2544464	OPEN	Stock, Pat	FYI: Treasury Limit Breach	
26-Oct-07	2544463	OPEN	Stock, Pat	FYI: Treasury Limit Breach	

Records 1 - 5

Fair Value by Counterparty





**ORACLE IS THE INFORMATION COMPANY**